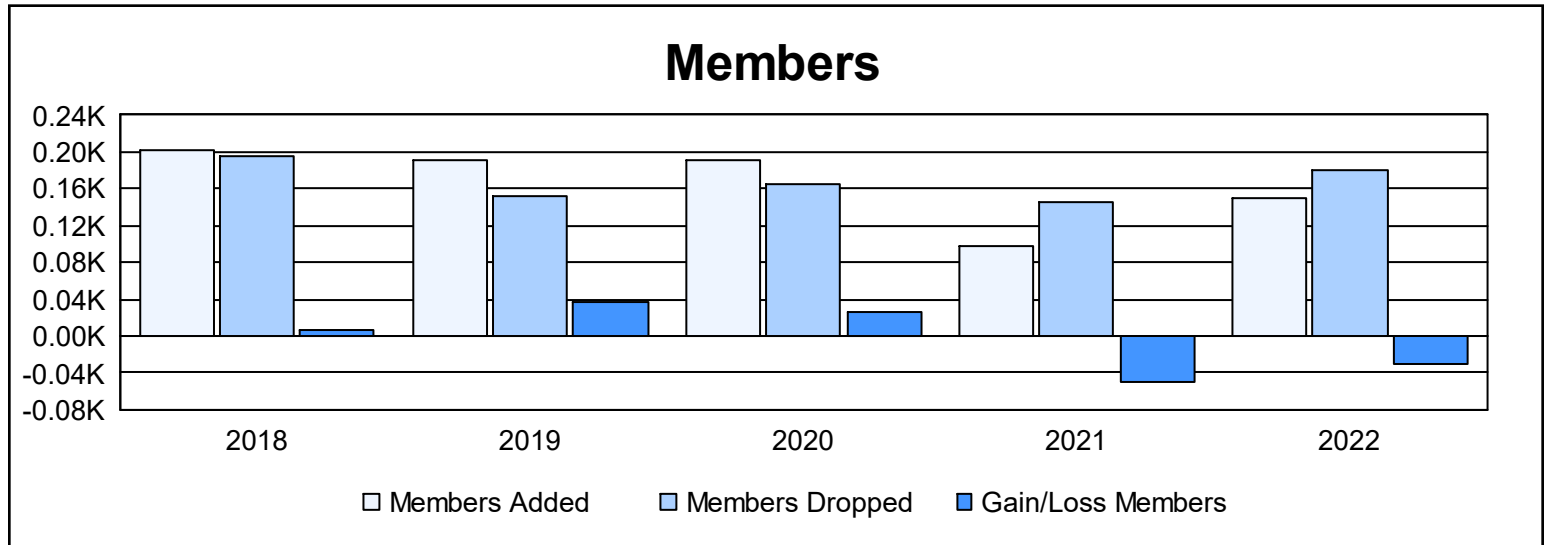
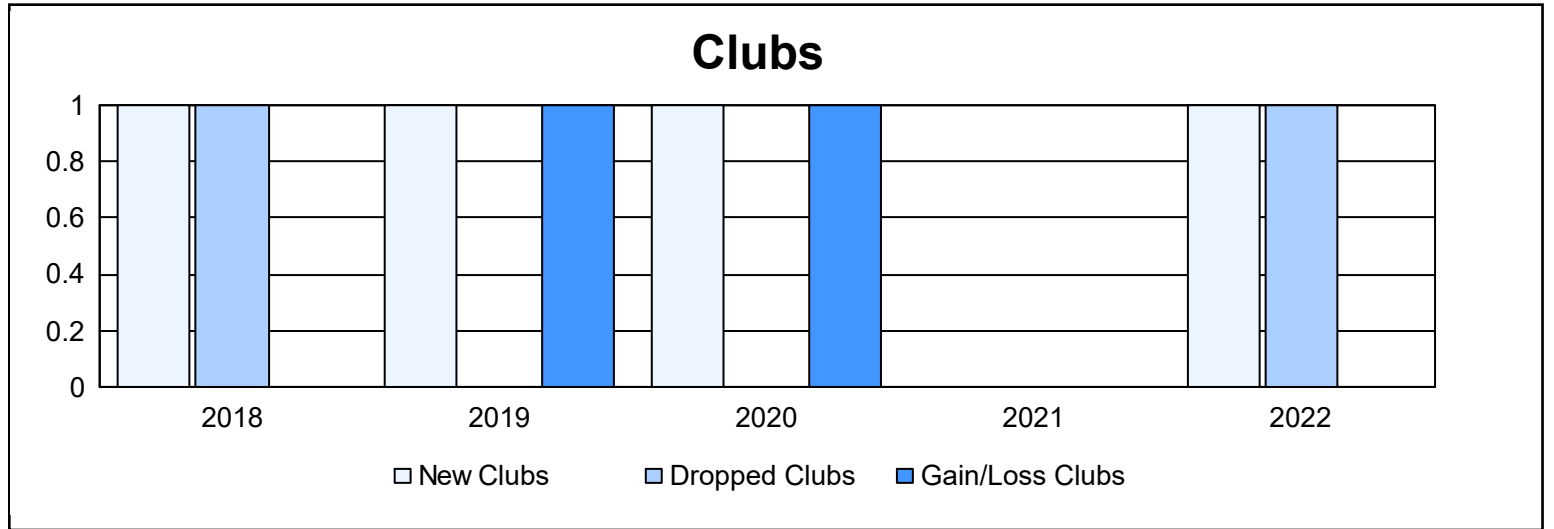
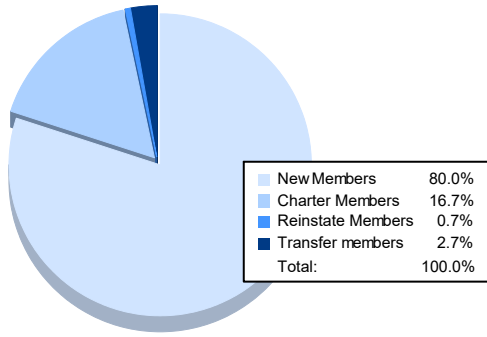


Year	New Clubs	Dropped Clubs	Gain/ Loss Clubs	New Members	Charter Members	Reinstate Members	Transfer Members	Total Member Added	Total Members Dropped	Gain/ Loss Members
2017-2018	1	1	0	167	21	4	10	202	195	7
2018-2019	1	0	1	156	22	2	10	190	153	37
2019-2020	1	0	1	155	21	1	13	190	164	26
2020-2021	0	0	0	91	0	2	4	97	146	-49
2021-2022	1	1	0	120	25	1	4	150	180	-30
<b>Average</b>	<b>1</b>	<b>0</b>	<b>0</b>	<b>138</b>	<b>18</b>	<b>2</b>	<b>8</b>	<b>166</b>	<b>168</b>	<b>-2</b>



### Membership Composition June 2022 Cumulative



### Gender Composition June 2022 Cumulative

